

This document is the social script for: DAREBIN ARTS CENTRE

Venue: Darebin Hall Arts Centre

401 Bell St, Preston VIC 3072



**Darebin
Arts**

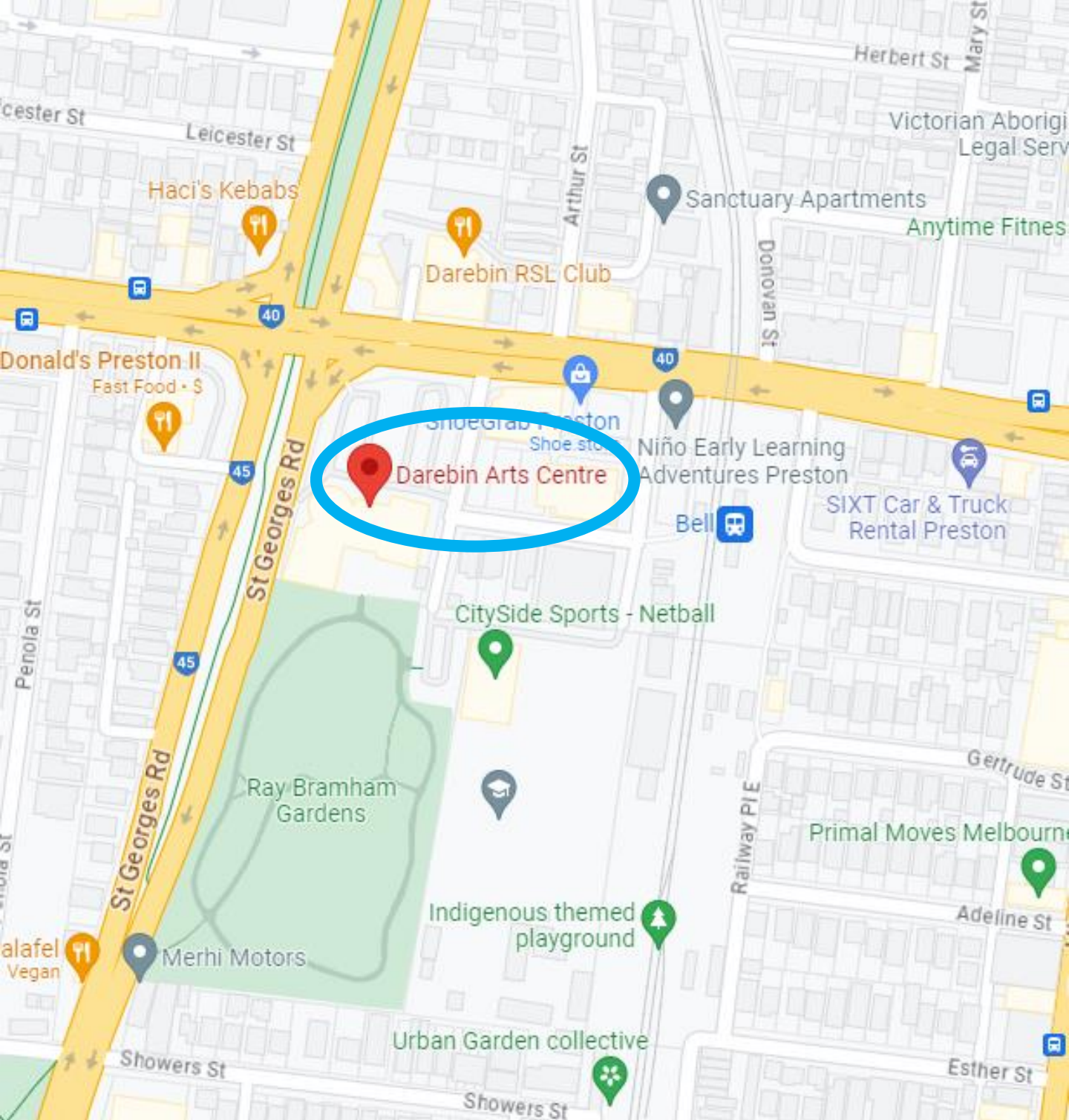


Image: a map of Darebin Arts Centre and its surrounding area.

The Venue

Darebin Arts Centre is located at
401 Bell Street, Preston, VIC, 3072

[Map](#)

Getting to Darebin Arts Centre By Bus

**Bus Route 513, 514, 903 (get off at
St Georges Road/Bell Street)**

For help planning your tram,
train or bus trip use the [PTV
journey planner](#).

If you're taking the 903 bus from
the city, you'll want to get off at
the Bell St/St Georges Rd stop
(Stop 14).

This stop is right at the corner of
Bell St and St Georges Rd, where
the Darebin Arts Centre is located.

From the stop, you can walk
straight across Bell St to the Arts
Centre entrance.

It's a short, level walk of about 30
meters.

Arriving by Tram

**86 Bundoora
RMIT -
Waterfront
City
Docklands**

Get off at the Bell Street/Plenty Rd stop
(Stop 35)

Cross the road at the pedestrian
crossing

Walk approximately 100m along Bell
Street until you see Darebin Arts
Centre on the corner.

**11 West
Preston -
Victoria
Harbour
Docklands**

Get off at the Miller St/St Georges Rd
stop

Walk north for about 10 minutes until
you get to Bell St.

Darebin Arts Centre will be on the right.

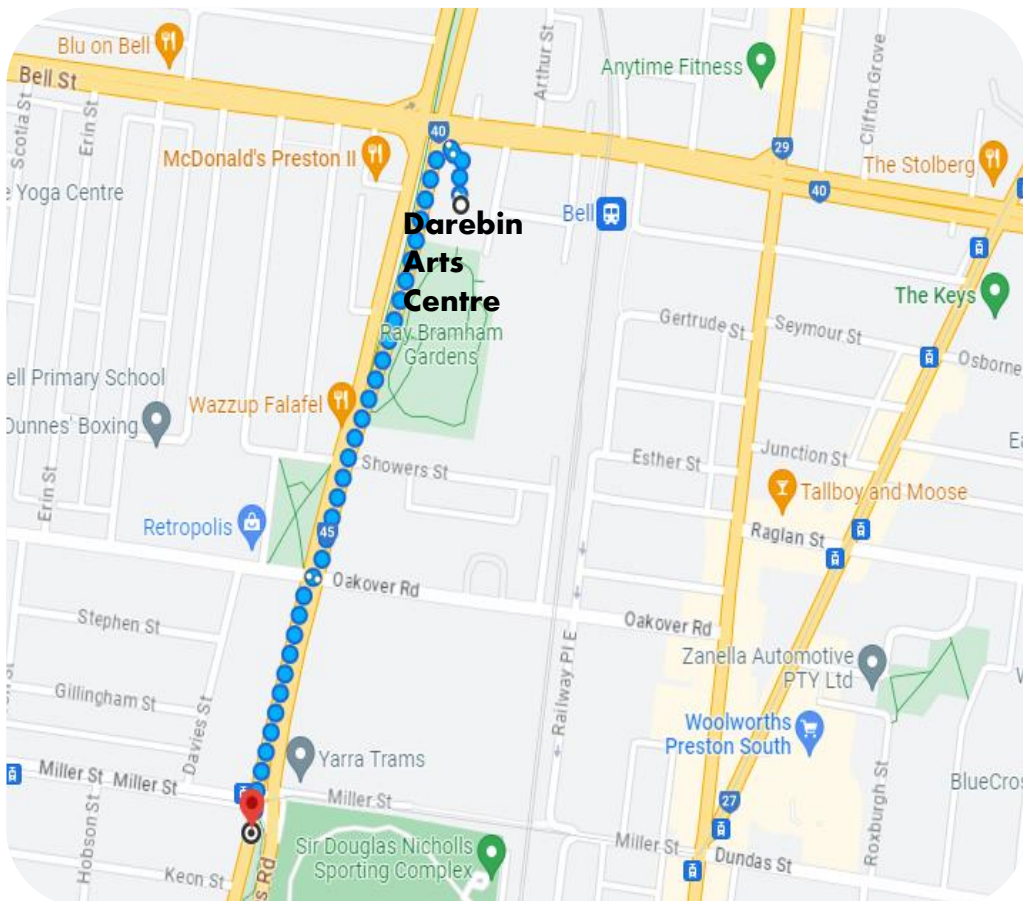


Image: Map of Darebin Arts Centre Arts Centre and surrounds

*Yarra Trams aims
to run every
service on Route
11 with a low-floor
tram.*

*To find out if the
next tram at your
stop will be a low-
floor tram, look for
the wheelchair
symbol on
[tramTRACKER®](#) or
call 1300 MY
TRAM (1300 698
726)*

By Train: Take the **Mernda** line to **Bell Station**.

As you exit the station, head north towards Bell St and turn left. Walk for about 150 meters on Bell St. Darebin Arts Centre will be on your left.



Image: Bell Station main exit and entrance from the outside



Image: Bell Station from the outside

Arriving By Car

There is a large accessible carpark at the front of the venue entry via Bell St (turn left off Peter St).

The closest Disabled Parking is out the front near the main glass entry doors.



Image: Darebin Arts Centre Arts Centre main entrance and wheelchair accessible ramp



Image: Darebin Arts Centre Arts Centre main entrance



Image: Disabled Parking at the front of Darebin Arts Centre Arts Centre

Entering The Main Building

At Darebin Arts Centre Arts Centre, the main entrance is up the steps at the front of the building off the car park.

There are three steps equipped with grab rails and tactile surface indicators at the top and bottom of each step.

This entrance has a set of glass automatic doors leading to an airlock, followed by another set of glass automatic doors that provide entry to the venue.



Image: Darebin Arts Centre Arts Centre main entrance and steps

These doors are locked prior to the performance and are opened by Darebin Arts Centre staff 45 minutes before the performance.

The main entrance glass doors to the street will be closed when the performance begins but can always be opened by staff if you need to leave during a performance.



Image: the foyer with arrows indicating the bar and theatre (left) and box office and toilets (right)

The Box Office

Once inside, the box office is a couple of metres in front of you, to the left.

Here, our welcoming front of house staff will be available to provide any help you need.



Image: The view to the Box Office from the foyer



Image: Darebin Arts Centre Arts Centre Uniform

Ushers will be wearing black clothing and have a lanyard like this.




Image: The Box Office

Toilets

The toilets are past the right-side box office.

There are male, female, all gender and accessible toilets. There are hand also dryers.


The limited turning space in baby changing room may make it unsuitable for larger motorised wheelchairs or mobility scooters.

There is a baby change room in the foyer to the left of the Box Office.

Images (left to right):

The box office with accessible toilets to the left (R)

And the accessible toilets from the outside a bit further down the corridor (L).



Images (left to right):

The box office with toilets to the right (R)

And the toilets from the outside a bit further down the corridor (L)

The Bar



Image: The bar in the foyer area

Drinks and snacks can be bought at the bar and taken into the theatre.
There is a lower section of the bar which is wheelchair accessible.
The bar accepts card only, not cash.

The Doors to the Theatre

When the performers are ready, the ushers will announce that the 'house is open'. They will open the doors to the Theatre, and you may enter at your own pace.

Upon entering the Theatre, you will walk through a curtain split. The seating bank will be on the left. The seating bank is tiered and access to upper levels is by a central aisle with stairs. Wheelchair seating is in the front row.

An Usher can help you find your seat if you would like some help.



Image: Theatre Doors



Image: Theatre Doors